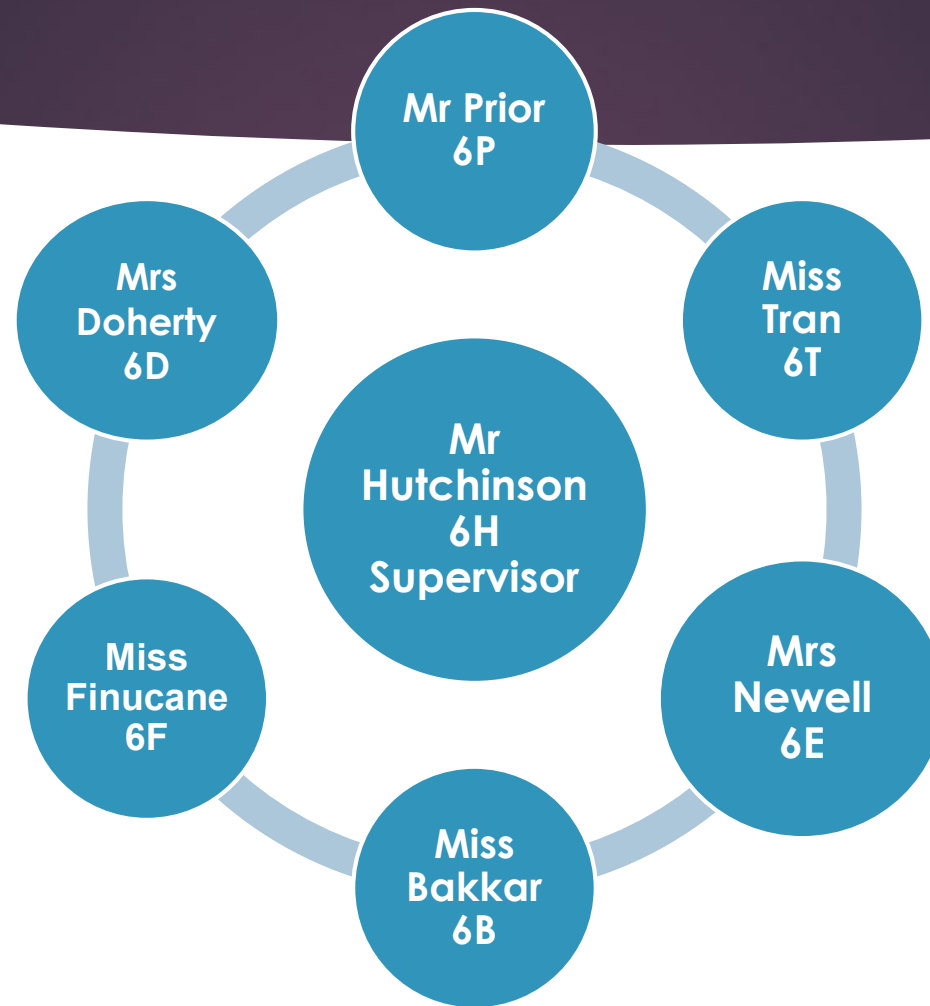


STAGE 3 – Year 6

INFORMATION AFTERNOON

2021

Stage 2 Teachers and Classes





Key Learning Area: English

Objectives

Speaking and Listening

Reading and Viewing

Writing and Representing

Spelling

Handwriting and Digital Technologies

Grammar, Punctuation and Vocabulary

Thinking Imaginatively, Creatively, Interpretively and Critically

Expressing Themselves

Reflecting on Learning



**Key Learning Area: English –
Focus on Reading**

Comprehension

Reading Texts

Vocabulary



Key Learning Area: Mathematics

Number and Algebra

- Whole Number
- Addition and Subtraction
- Multiplication and Division
- Fractions and Decimals
- Patterns and Algebra

Measurement and Geometry

- Length
- Area
- Mass
- Volume and Capacity
- Time
- Two-Dimensional Space
- Three-Dimensional Space
- Angles
- Position

Statistics and Probability

- Chance
- Data



Key Learning Area: Human Society and Its Environment

History

- Semester 1

Geography

- Semester 2

Key Learning Area: Science and Technology

Design and Production

Working Scientifically





Key Learning Area: Personal Development, Health and Physical Education

Healthy, Safe
and Active
Lifestyles

Movement
Skill and
Performance

Health,
Wellbeing
and
Relationships



Key Learning Area: Creative Arts



**Visual
Arts**



Music



Drama



Dance



Support Programs

Assistant Principal: Mrs Lee Candelario

- ▶ English as an Additional Language or Dialect (EAL/D)
- ▶ New Arrivals Program (NAP)
- ▶ LaST
 - ▶ Learning and Support Teacher – Mrs Amber Stocker
 - ▶ School Counsellor – Miss Emily Nash

- ▶ Community Languages
 - ▶ Tamil
 - ▶ Hindi
 - ▶ Telugu
 - ▶ Gujarati
 - ▶ Cultural Awareness



EAL/D-English as an Additional Language or Dialect

EAL/D for Year 3: Ms Chand and Mrs Shepherd

Assistant Principal: Mrs Lee Candelario

- ▶ EAL/D = English as an Additional Language or Dialect
- ▶ Over 96% of our students are from Language backgrounds other than English.
- ▶ This year, all EAL/D students will receive an additional comment on their reports explaining the student's progress in English.
- ▶ Ms Chand and Mrs Shepherd will work with Year 3 students in withdrawal groups and in the classroom with class teachers. The focus for Term 1 will be writing.

Community Language and Cultural Awareness

- ▶ Gujarati- Mrs R. Dighe




Assistant Principal- Mrs L. Candelario



- ▶ Telugu- Mrs R. Bommireddipalli



- ▶ Cultural Awareness- Mrs Y. Kulkarni



- ▶ Hindi- Mrs A. Dhond, Mrs K. Tandon



- ▶ Tamil- Miss H. Janapalachandran, Mrs P. Nadesan



Community Language teachers are Department of Education qualified professionals.

Community Language

- ▶ Enrolment Policy

Community Language is not an elective language program. It is a maintenance program for home languages.

Students are placed in CL classes based on the information provided by parents at enrolment about the main home language.

Linguistically similar languages have been placed together.

- ▶ Programs

CL programs are based on NSW syllabus documents



Hindi K-10
Syllabus



Brief outline of programs- CL/CA teachers

- ▶ Community Language (CL) is offered to K - 4 students for 2 hours per week.
- ▶ Programs are written in accordance with the K - 10 Language syllabus.
- ▶ Students who are not in the CL language groups will be attend Cultural Awareness sessions.

Brief outline of programs- CL/CA teachers

- ▶ For Term 1, students will be learning about:

Year 1	Awareness of self
Year 2	Family Connections
Year 3	Growth and Change
Year 4	School and its Environment
Year 5	Book study - Mirrors
Year 6	Life in the countryside

- ▶ In Cultural Awareness sessions, the students learn about different countries and their cultures.

Learning and Support Teacher Mrs Stocker



The learning and Support Teacher at Girraween Public School works with classroom teachers, Learning and Support Officers and the Learning and Support Team to support all students. This year, Mrs Stocker will work with students in withdrawal groups and in the classroom from K-6.

Students engaging in hands on learning experiences





Class Organisation

Homework

- Each teacher will set homework for their class.

Sport

- PSSA, Tennis, CAPA groups, Aikido and School Sport on Friday mornings
- Individual classes go out at different times for P.E lessons.

School Supplies

- The school will supply all students with the resources needed for their lessons.

Absences

- Please remember to send an absence note within 7 days of absence. If you need to take your child early or are running late to school, please present to the school office.



Assessment Procedures



- **Formal Parent/Teacher interviews** held at the end of Term 2 after reports are distributed
- **Grade assessments** vary across all Key Learning Areas and support Consistent Teacher Judgement
 - ❖ **Class assessments** differ from class to class and are targeted to student needs



Important Dates

Year 6

- HS selective test 11th March




Mindfulness

'Focusing on the present moment'

Paying attention without being
"caught up" in your thoughts



Daily class activities:



Benefits of Mindfulness

- *Relaxes the body*
- *Relaxes the mind*
- *Reduces worries*
- *Reduces stress*
- *Builds resilience*
- *Enjoy more of the present moment*

What is Design Thinking?

Design Thinking learning helps students apply what they learn to real-life experiences and provides an all-around enriching education.

- Students explore real-world problems and challenges while working in small collaborative groups.
- Students are inspired to obtain a deeper knowledge of the subjects they're studying.
- Students develop confidence and self-direction as they move through both team-based and independent work.

Critical Thinking

Collaboration

Creative Thinking

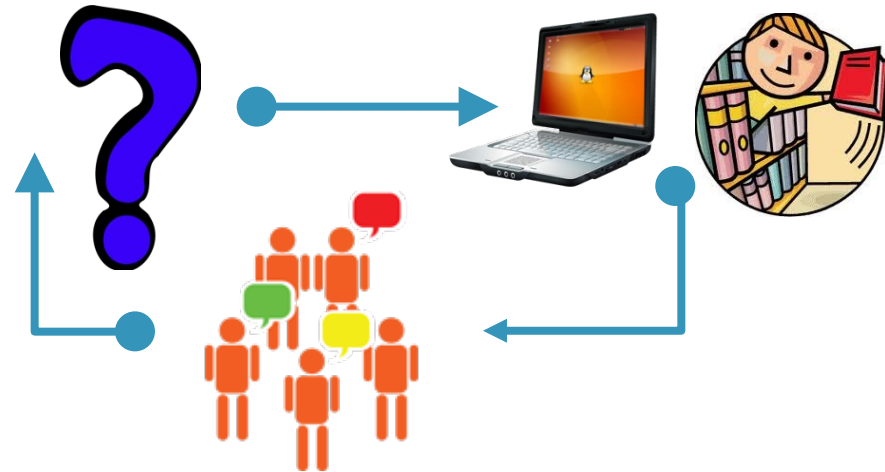
Communication

Critical Thinking




Not just about getting the
'right answer'.

Analyse. Critique. Develop.



Creative Thinking



- ▶ Research
 - ▶ Data Collection
 - ▶ Presentation
- Explore every option!



Collaboration



Look everywhere for solutions!

Real life skills

Working with a range of people
with different ideas and
respecting their input.



Communication



Not about who's voice is the loudest.

Balance between **positive collaboration** brings **effective communication**.



Everyone contributes at every stage of the process.

- ❖ Communication in the group.
- ❖ Communicating what you have learnt;
- Research and Data
- Presentation
- Reflection/Feedback



Thank you



-  This is an introduction to Stage 3 and our team of teachers.
-  If you need to speak with the classroom teacher about your child, please arrange an appointment on an alternate day.